

ᑎᑎᓐᓴᑦᑲᑦᑲᑦ ᑲᑦᑲᑦ ᑲᑦᑲᑦ ᑲᑦᑲᑦ Literacy In Primary Junior Years



ᑲᑦᑲᑦ ᑲᑦᑲᑦ ᑲᑦᑲᑦ ᑲᑦᑲᑦ ᑲᑦᑲᑦ
A Guide for Parents and Caregivers





ᑕᑏᑦᑲᑏᑦᑲᑦᑲᑦ

Introduction

Welcome to *Literacy in Primary Junior Years: A Guide for Parents and Caregivers!*

This manual provides games, activities, and practice materials to support your child's Inuktitut language development. While designed for parents and caregivers, these resources work equally well in community centres and classrooms.


Above all, this manual creates opportunities to connect and spend quality time with your child as they learn Inuktitut. Choose activities based on your child's interests, and be flexible if something is not working. When you keep encouragement and respect at the heart of your interactions, your child will feel valued, motivated, and confident to learn and grow alongside you.

Welcome to this important stage in your child's life. *Nakurmiik* and *qujannamiik* for your dedication to their language development in Inuktitut.



ᐱᓐᓂᐱᓂᐱᓂᐱᓂ 1: ᐱᓂᐱᓂᐱᓂᐱᓂ

Game 1: Ice Hop



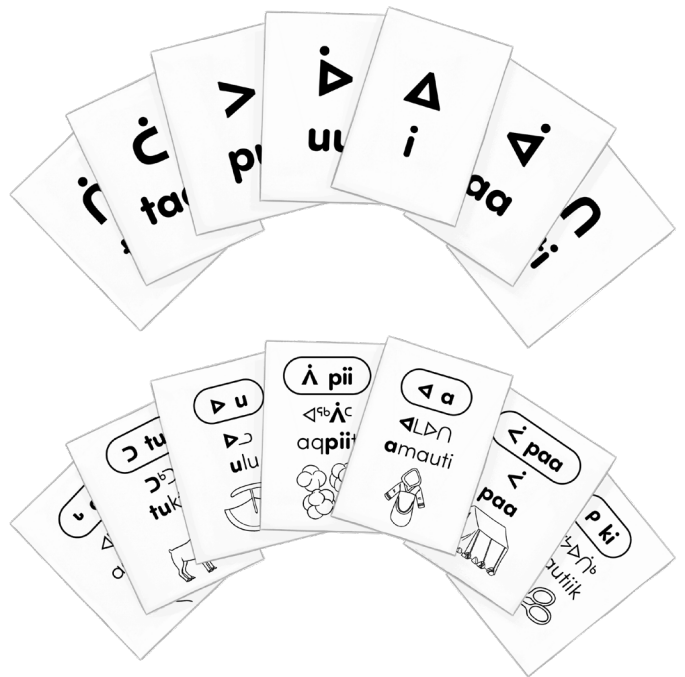
What you will need

- Practice cards (see ᐱᓐᓂᐱᓂᐱᓂᐱᓂᐱᓂ / *Game materials*)
- Scissors
- Tape

Remind your child that the paper “ice floes” let them safely practise syllabics or letters through imaginative and pretend play. Ice can be dangerous in real life!


How to play

1. Cut out and tape practice cards on the floor with space between them to hop safely from one to another.
2. Have your child pick an animal and hop as that animal from one side of the room to the other. They must say the name or sound of the syllabic or letter when they land on it.
3. Tell them a word that starts with that syllabic or letter if they need help.
4. Have them return and create a new path to practise different syllabics or letters.



ᐱᓄᓂᐱᓂᓂᓂ 4: ᑕᑦᑦᑦᑦ

Game 4: I Spy



What you will need

- Paper
- Pencils
- Timer

How to play


1. Decide on the syllabics or letters you would like to practise.
2. Write your chosen syllabics or letters down on paper.
3. Set a timer for 10 minutes.
4. Have your child walk around the room to find and write down or draw as many objects as they can that begin with each syllabic or letter.



I Spy can also be used to practise speaking Inuktitut. Describe, guess, and say the names of the objects you find instead of writing or drawing them.

ᐱᓐᓂᐱᓂᓂᓂ 7: ᐃᓂᐱᓂᓂᓂᓂ ᐱᓐᓂᐱᓂᓂᓂ

Game 7: Charades



What you will need

- Charades cards (see ᐱᓐᓂᐱᓂᓂᓂᓂ / *Game materials*)
- Timer (optional)

What to do

1. Take turns picking a card without showing it to anyone else.
2. Look at your card and think about how to act it out without speaking or making sounds.

3. Act out what is on the card while others try to guess.
4. If the card has a letter or syllabic, act out something that starts with that sound.



ገጽ 8: ለገጽ 8 ግጥም-ገጽ Game 8: Roll-a-Sound



What you will need

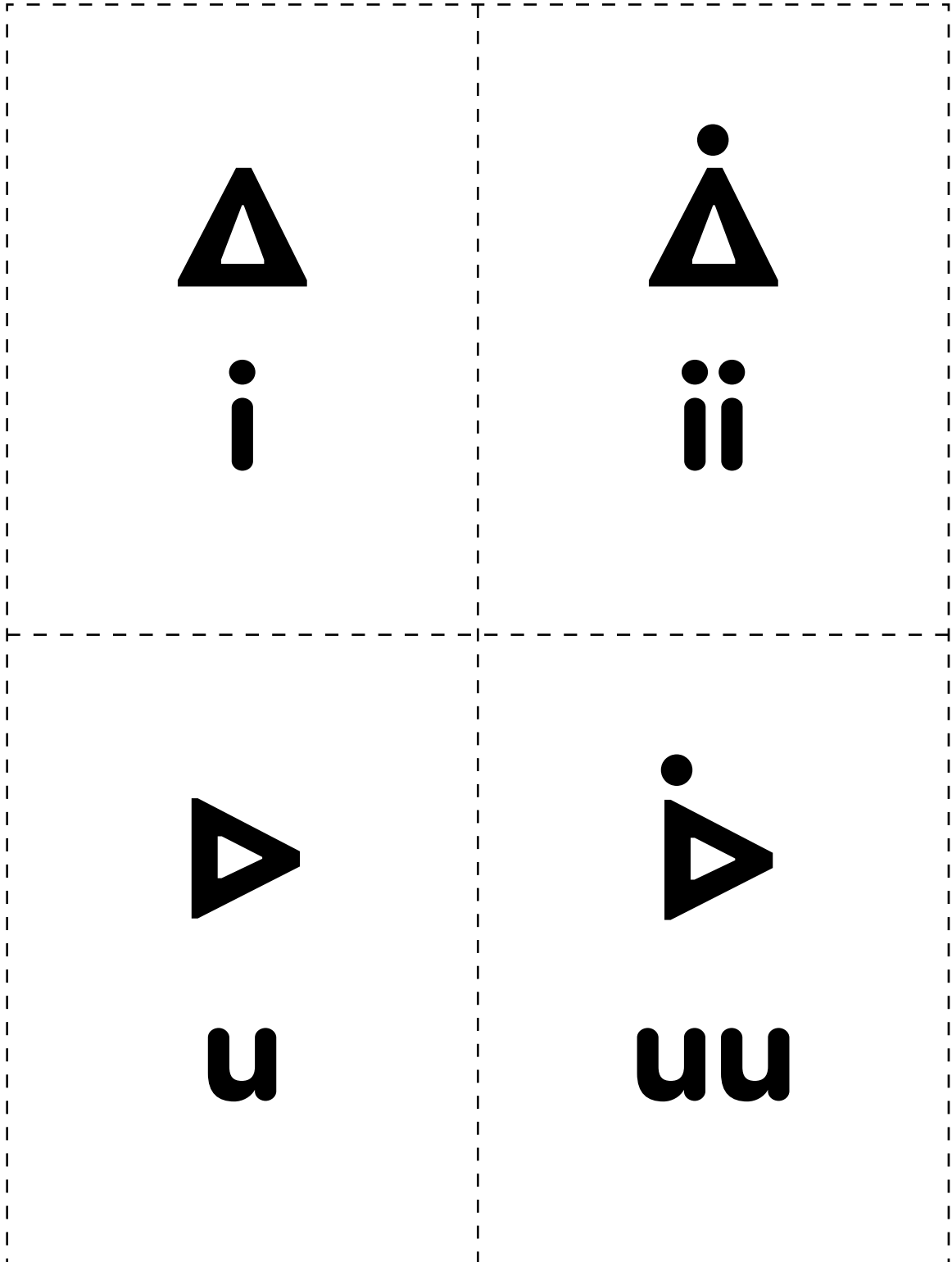
- Roll-a-Sound game board (see ገጽ 8 ግጥም-ገጽ / Game materials)
- Game pieces or something to cover spaces (see ገጽ 8 ግጥም-ገጽ / Game materials)
- Die (see ገጽ 8 ግጥም-ገጽ / Game materials)

What to do

1. Place each player's token on the starting space.
2. Take turns rolling the die and moving your token the number of spaces shown.
3. Say a word that starts with the sound of the syllabic or letter on the space you land on.
4. The first player to reach the last space wins!



ԼԲԸԾՈՒՆԻ ԿՐԻՄԻՆԱԼԻ ԿՐԻՄԻՆԱԼԻ ԿՐԻՄԻՆԱԼԻ Practice Cards



ገጽ 2 ገጽ 2 Practice Cards




a



aa



pi



pii

ԼՐԵՇՆՈՐ ԼԵԿԵԿՆՈՐ
Practice Cards

>

pu

i>

puu

<

pa

i<

pa*a*

ገጽ ፳፻፲፱ ገጽ ፳፻፲፱

Practice Cards

፳

p

፳

ti

፳

tii

፳

tu

ገጽ 5 ገጽ 5 Practice Cards

<p>ገ</p> <p>tuu</p>	<p>ገ</p> <p>ta</p>
<p>ገ</p> <p>taa</p>	<p>ገ</p> <p>t</p>

ገጽ ፬ ገጽ ፬ ገጽ ፬ Practice Cards

ፆ

ki

ፆ

kii

ፇ

ku

ፇ

kuu

ԼՐԵՇՏՈՒ ԼԵԼԵԿՐՈՒ
Practice Cards

<p>b</p> <p>ka</p>	<p>ḅ</p> <p>kaa</p>
<p>b</p> <p>k</p>	<p>ṛ</p> <p>gi</p>

ገጽ ፳፻፲፱ ገጽ ፳፻፲፱ Practice Cards

ገ

gii

ገ

gu

ገ

guu

ገ

ga

ገጽ ፳፻፲፱ ገጽ ፳፻፲፱

Practice Cards

<p>ገ</p> <p>gaa</p>	<p>ገ</p> <p>g</p>
<p>ገ</p> <p>mi</p>	<p>ገ</p> <p>mii</p>

ገጽ 10 ገጽ 10 Practice Cards

<p>ገ</p> <p>mu</p>	<p>ገ</p> <p>muu</p>
<p>ገ</p> <p>ma</p>	<p>ገ</p> <p>maa</p>

ԼՐԵՇՆՈՒ ԼԵԿԵԿՆՈՒ Practice Cards

<p>L</p> <p>m</p>	<p>Թ</p> <p>ni</p>
<p>ո</p> <p>nii</p>	<p>ք</p> <p>nu</p>

ገጽ 12 ገጽ 12 Practice Cards

<p>ገጽ 12</p> <p>naa</p>	<p>ገጽ 12</p> <p>na</p>
<p>ገጽ 12</p> <p>naa</p>	<p>ገጽ 12</p> <p>n</p>

ԼՐԵՇՆԵ ԼԵԿԵԿՆԵ Practice Cards



si



sii


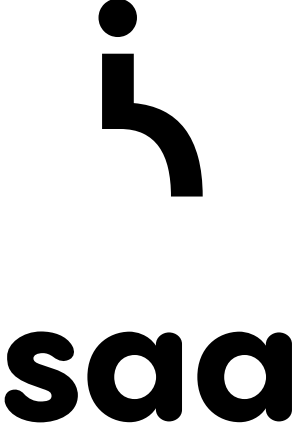




su



suu

ሥርዓተ ገጽ ገጽ ገጽ Practice Cards

 <p>sa</p>	 <p>saa</p>
 <p>s</p>	 <p>li</p>

ገጽ 15 ገጽ 15 Practice Cards





<p>ከ</p> <p>lii</p>	<p>ከ</p> <p>lu</p>
<p>ከ</p> <p>luu</p>	<p>ከ</p> <p>la</p>

ገጽ 16 ገጽ 16 Practice Cards





<p>ገ</p> <p>laa</p>	<p>ገ</p> <p>l</p>
<p>ገ</p> <p>ji</p>	<p>ገ</p> <p>jii</p>

ገጽ 17 | ገጽ 17





Practice Cards

 ju	 juu
 ja	 jaa

ገጽ 18 ገጽ 18 Practice Cards

 j	 vi
 vii	 vu

ԼՐԵՇՆԵ ԼԵԼԵԿՆԵ Practice Cards

 vuu	 va
 vaa	 v

ገጽ 20 ገጽ 20 Practice Cards

ገ

ri

ገ

rīi

ገ

ru

ገ

ruu

ԼՐԵՇՆՈՒ ԼԵԿԵԿՆՈՒ
Practice Cards

<p>Գ</p> <p>ra</p>	<p>Գ</p> <p>raa</p>
<p>Գ</p> <p>r</p>	<p>ԳՐ</p> <p>qi</p>

ግጥም ግጥም Practice Cards

ግጥም

qi

ግጥም

qu

ግጥም

quu

ግጥም

qa

ԼՐԵՇՆՈՐ ԼԵԿԵԿՆՈՐ
Practice Cards

ԳԻ

գաա

ԳԵ

գ

ՆԴ

ngi

ՆԴԻ

ngii

ገጽ 24 ገጽ 24
Practice Cards

ገጽ

ngu

ገጽ

nguu





ገጽ

nga





ገጽ

ngaa

ገጽ 25 ገጽ 25 Practice Cards

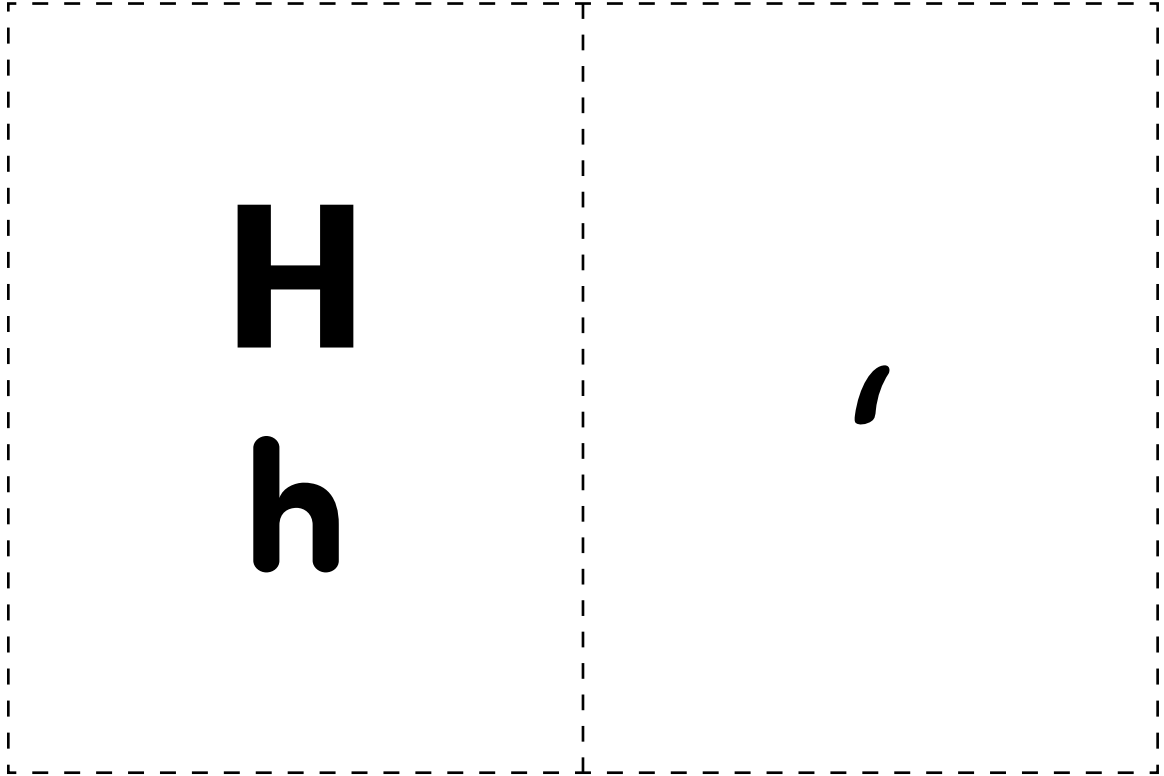
 ng	 tli
 tlii	 tlu

ገጽ 26 ገጽ 26 Practice Cards

 tluu	 tla
 tlaa	 tl

ԼՐԵՇՆՈՒԹՅԱՆ ԿՐԹԱԿԱՐԴՆԵՐ

Practice Cards

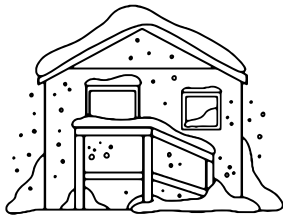


የግሪክ ልብ ወለድ ለራሳችን Picture Practice Cards

፲ ፲

፲ጋ

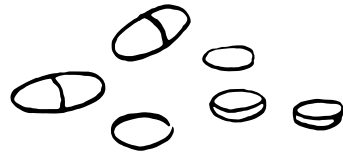
iglu



፲ ፲፲

፲ጋገ

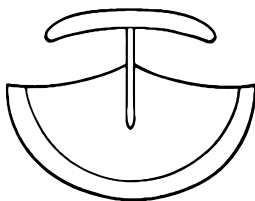
iijagat



፲ ፲

፲ጋ


ulu







፲ ፲፲፲

፲ጋገገ

uummati



የግራፊክስ ለማሳሰብ ለሥራ ለሥራ Picture Practice Cards


<p>> pu</p> <p>> ምሳሌ</p> <p>pualu</p> 	<p>> puu</p> <p>> ምሳሌ</p> <p>puuq</p> 
<p>< pa</p> <p>< ምሳሌ</p> <p>paurngaak</p> 	<p>< paa</p> <p><</p> <p>paa</p> 

የግሪም ትምህርት ለግሪም ትምህርት Picture Practice Cards

ጎ ግዘ

ገረጎ


ilagiit



ገ ግህ

ገገርግግ


iguttaq



ገ ግህ

ገጋ

guulu



ገ ግህ

ገገ

iga



የግጥም ግጥም ግጥም ግጥም Picture Practice Cards

J mu

ጋጥጥጥ


mumiqti



j muu

ጋጥጥጥ


ammuumajut



L ma

ጊጥጥ


mannik



l maa

ጋጥጥጥ

uqalimaagaq




የግራፊክስ ግጥም ለሥራ ለሥራ ግጥም Picture Practice Cards

ሥ si

ሥጥጥጥ

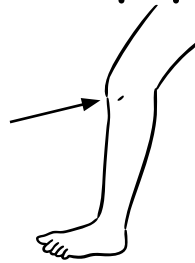
siqiniq



ሥ sii

ሥጥጥጥ

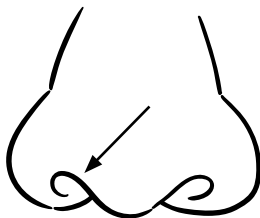
siiqquq



ሥ su

ሥጥጥ


surluk



ሥ suu

ሥጥጥ

uqsuut

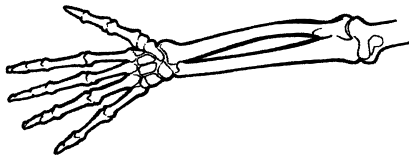


የቅጠል ለምሳሌ ለሥራ ለምሳሌ Picture Practice Cards

ሳ sa

ሳ ስብ

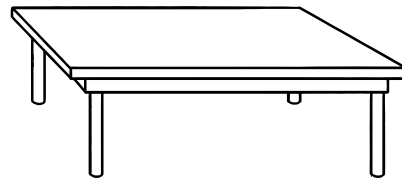
sauniq



ሳ saa

ሳ

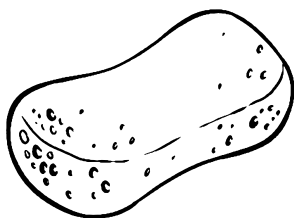
saa



ሳ s

ሳ ስብ

issaktirut



ሳ li

ሳ ስብ

aliguq



የግራፊክስ ለማሳሰብ ለሥራ ለማግኘት Picture Practice Cards

ኒ laa

ጠገናኒፍ

nutaralaaq



ላ |

ፍቅር


qallut



ጎ ji

ገጎ

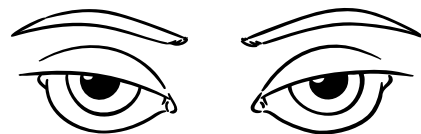
iji



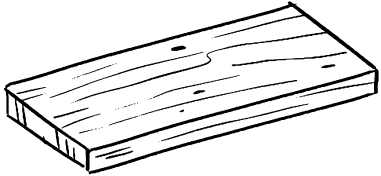



ጎጎ jii

ገጎጎፍ

ijiiik



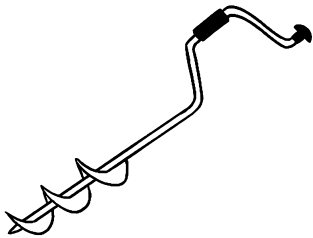
የቅጠል ለምሳሌ ለሰነድ ለሰነድ Picture Practice Cards

<p>ገጽ ገጽ qijuk</p> 	<p>ገጽ ገጽ ገጽ pujuuqtuq</p> 
<p>ገጽ ገጽ jaikak</p> 	<p>ገጽ ገጽ ገጽ isigaujaak</p> 

ᐱᓄᐱᑦᑎᐱᑦ ᐱᓄᐱᑦᑎᐱᑦ ᐱᓄᐱᑦᑎᐱᑦ Picture Practice Cards


ᐱᓄᐱᑦᑎᐱᑦ **vuu**

ᐱᓄᐱᑦᑎᐱᑦᑦ
kaivuuᑦ




ᐱᓄᐱᑦᑎᐱᑦ **va**

ᐱᓄᐱᑦᑎᐱᑦᑦ
ivalu




ᐱᓄᐱᑦᑎᐱᑦ **vaa**

ᐱᓄᐱᑦᑎᐱᑦᑦᑦᑦ
arvaaq

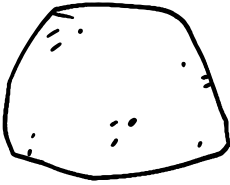

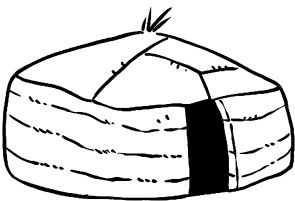



ᐱᓄᐱᑦᑎᐱᑦ **v**

ᐱᓄᐱᑦᑎᐱᑦᑦᑦ
qavvik



የገጽ 21 ገጽ ለሥራ ለሥራ Picture Practice Cards

<p>ፍ ra</p> <p>ግጽፍጽ</p> <p>ujarak</p> 	<p>ኛ raa</p> <p>ግጽግጽ</p> <p>annuraat</p> 
<p>ፍ r</p> <p>ፍጽፍጽ</p> <p>qarmaq</p> 	<p>ፍጽ qi</p> <p>ፍጽፍጽ</p> <p>qimmiaq</p> 

የቅጠር ለሥራ ለሥራ ለሥራ Picture Practice Cards

የቅ ቅዘ

የቅጥ

qiiilik



የቅ ቅዩ

የቅጥጥ


qulliq



የቅ ቅዩ

የቅጥጥ

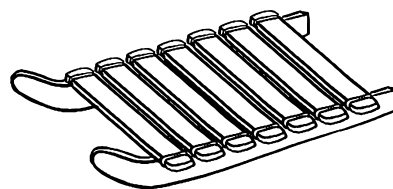
niaquujaq



የቅ ቅጥ

የቅጥጥ


qamutiik



የቅጠል ለማሳለፍ ለሥራ ለማድረግ Picture Practice Cards


ቅ ሳ ሳ ሳ

ሳ ሳ ሳ ሳ
uqaa^laut



ቅ ሳ

ሳ ሳ ሳ
aiq



ን ገ ገ

ን ገ ገ ገ ሳ ሳ
ningi^uq



ን ገ ገ

ን ገ ገ ገ ሳ ሳ ሳ ሳ
singii^qtuq



የግንባታ ልምድ ለሰነድ ለምሳሌ Picture Practice Cards

ግንባታ ስም ስም

ግንባታ ስም

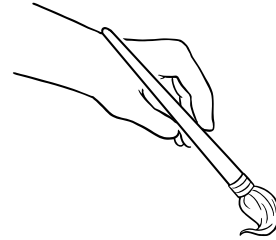
anguti



ግንባታ ስም ስም

ግንባታ ስም

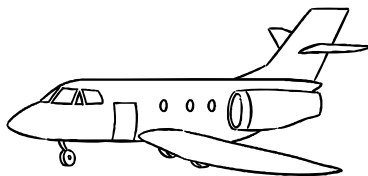
minguut



ግንባታ ስም ስም

ግንባታ ስም ስም

qangatasuuq



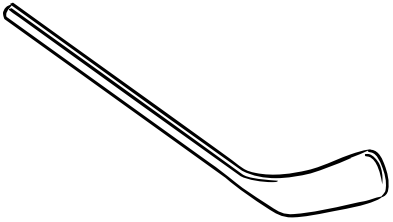

ግንባታ ስም ስም

ግንባታ ስም ስም

upirngaaq

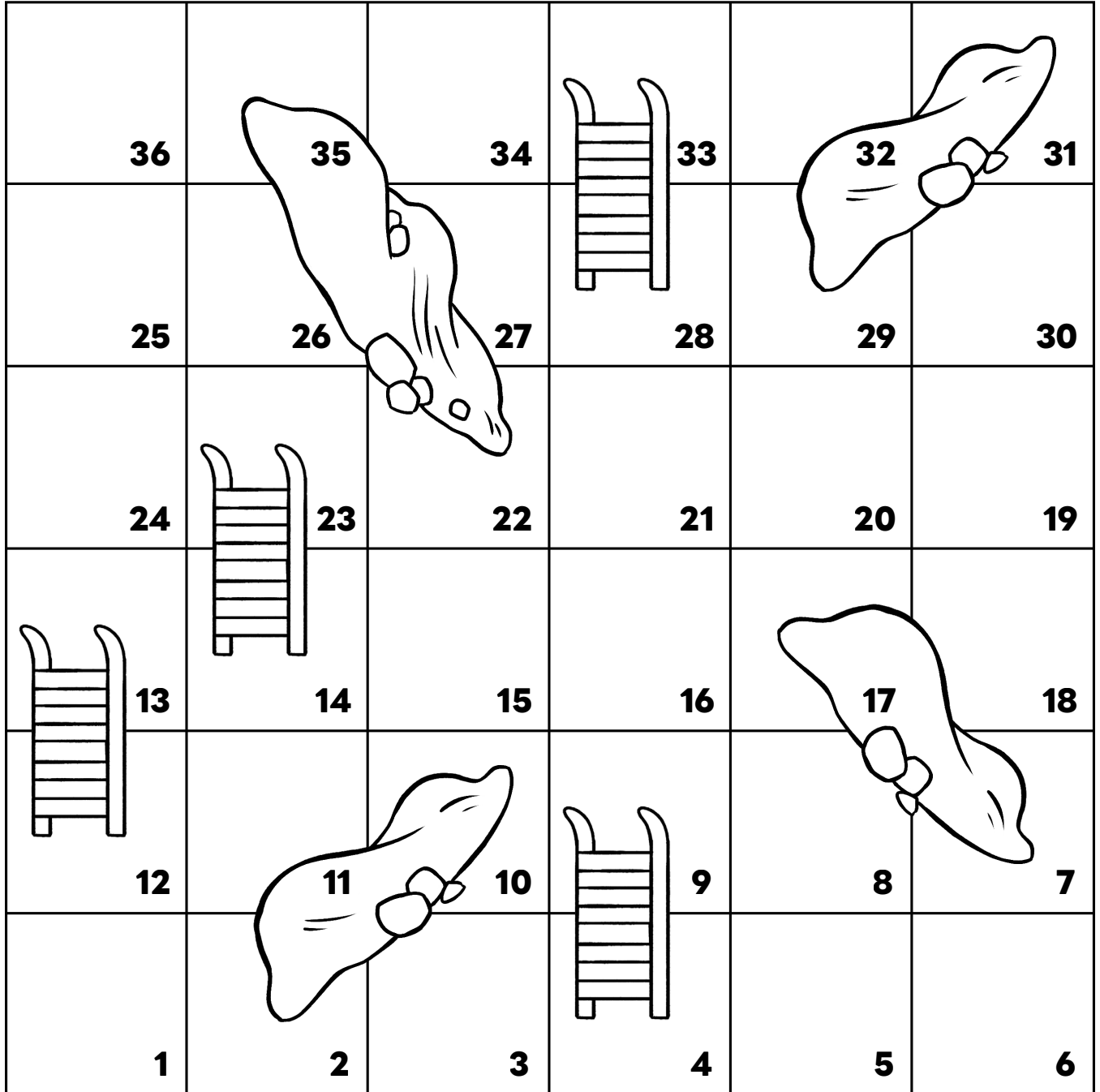


የግጥም ግጥም ግጥም ግጥም Picture Practice Cards

<p>H h</p> <p>H ስጦት</p> <p>h ስጦት</p> 	<p>'</p> <p>ግጥም</p> <p>a' ግጥም</p> 
--	---

ፍጥነት ገጽ ገጽ Snowdrifts and Sleds

Game board




ԻՆԿՆԵՐԿՆԵՐԸ ԼՐԿԵԿՆԵՐ Charades Cards


ՎԼԳԵ/ՎԼԳԵՉԳԵ
Amaaq/Amaaqtuq
(Packing a baby)



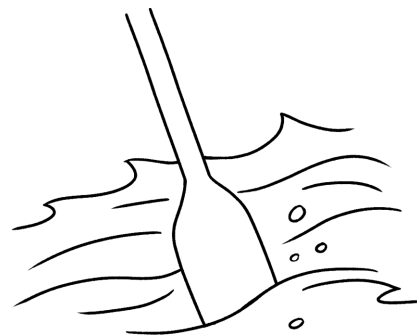
ԳՐԼԴԳԵ
Qimmig
(Dog)



ՎԼՐԳԵ
Amaruq
(Wolf)

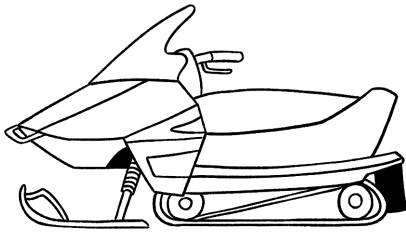


ՎՉԳԵՉԳԵ
Pauqtuq
(Paddling)




ᐃᓐᐱᓐᐱᓐᐱᓐᐱᓐᐱᓐ ᐱᓐᐱᓐᐱᓐᐱᓐᐱᓐ Charades Cards

ᓐᐱᓐᐱᓐᐱᓐᐱᓐ
qamutaujaak
(Skidoo)



ᐱᓐᐱᓐᐱᓐᐱᓐ
palaugaaq
(Bannock)




ᐱᓐᐱᓐᐱᓐᐱᓐ
ilisaiji
(Teacher)



ለጽሁፍ ገጽ ለጽሁፍ ገጽ - ርገጽ Roll-a-Sound











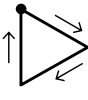
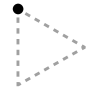
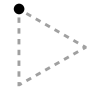
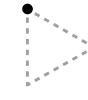
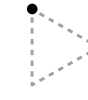
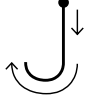




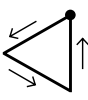
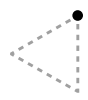
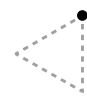
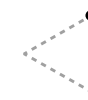
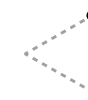
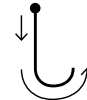














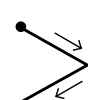
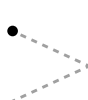
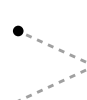
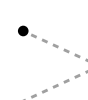
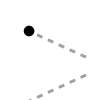





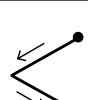
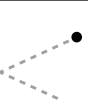
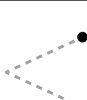
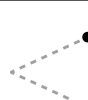

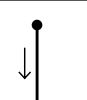
























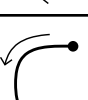
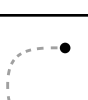
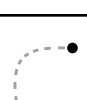
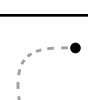
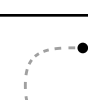





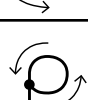
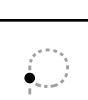
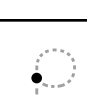



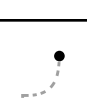
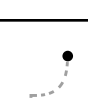












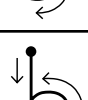
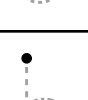
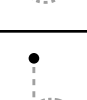
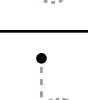

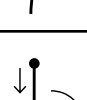
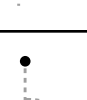
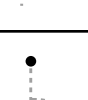
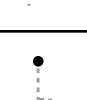
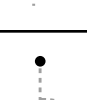
Game board



ՈՌԳՆՈՎՈՐԴԻՆԻՇԻՆ
Printing Practice



ՈՈԳԳՈՂՂԳԳԿԿՏՏԵԵ Printing Practice

በገጽ ፳፻፲፱ ላይ የሚገኙትን ግጥሞች ጽፎ

Printing Practice

በባህሪ ለጽሑፍ ለፍቅር Printing Practice

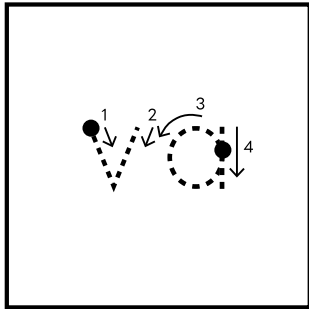
	i	i	i		gi	gi	gi
	u	u	u		gu	gu	gu
	a	a	a		ga	ga	ga
	pi	pi	pi		mi	mi	mi
	pu	pu	pu		mu	mu	mu
	pa	pa	pa		ma	ma	ma
	ti	ti	ti		ni	ni	ni
	tu	tu	tu		nu	nu	nu
	ta	ta	ta		na	na	na
	ki	ki	ki		si	si	si
	ku	ku	ku		su	su	su
	ka	ka	ka		sa	sa	sa

በባህሪ ጽሑፍ ጽሑፍ Printing Practice

	li	li	li		ra	ra	ra
	lu	lu	lu		qi	qi	qi
	la	la	la		qu	qu	qu
	ji	ji	ji		ja	ja	ja
	ju	ju	ju		ngji	ngji	ngji
	ja	ja	ja		ngu	ngu	ngu
	vi	vi	vi		nga	nga	nga
	vu	vu	vu		tli	tli	tli
	va	va	va		tlu	tlu	tlu
	ri	ri	ri		tla	tla	tla
	ru	ru	ru				

ᐱᑦᑲᑦᑲᑦ ᐱᑦᑲᑦᑲᑦ ᐱᑦᑲᑦᑲᑦ ᐱᑦᑲᑦᑲᑦ ᐱᑦᑲᑦᑲᑦ Letter Hunt

Trace all the letters on the page that are the same as the ones in the box.
As you trace, practise saying the sound!



v a

g a

t i u

a

v a

m i

v a

v a

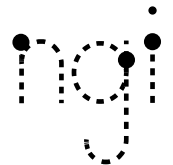
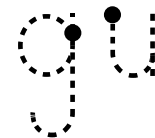
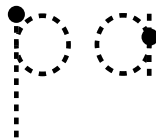
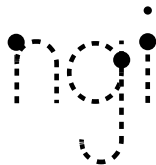
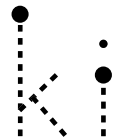
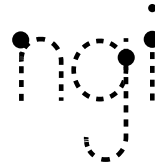
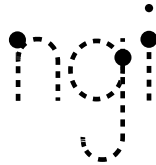
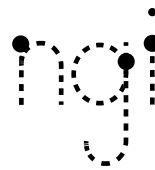
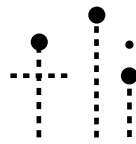
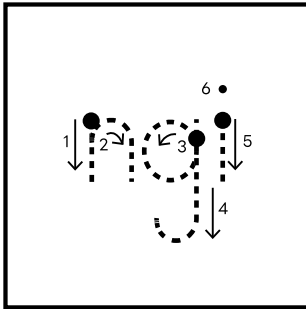
r a

v a

k i

ᐱᑦᑕᑦᑎᑦ ᐱᑦᑎᑦ ᐱᑦᑎᑦ Letter Hunt

Trace all the letters on the page that are the same as the ones in the box.
As you trace, practise saying the sound!



ᐅᓂᐅᓂᓂᓂᓂᓂᓂᓂᓂ Word Search



a	m	u	s	t	q	k	r	v	i	j	q	t
g	n	i	a	n	p	m	a	r	m	i	a	u
t	a	v	i	n	n	g	a	q	l	i	i	k
q	u	r	a	m	a	k	v	a	q	g	n	t
a	q	i	g	g	i	q	l	t	u	m	a	u
t	m	k	l	m	i	u	l	a	j	q	g	i
v	l	j	p	v	g	p	s	q	i	a	i	n
u	g	i	l	a	m	q	p	l	n	u	r	s
l	p	n	q	m	i	v	a	m	q	n	i	a
i	l	n	a	v	u	k	u	i	v	a	t	q
s	q	n	i	n	u	a	t	k	t	p	u	r
m	v	a	t	p	u	l	j	n	m	u	t	n
r	k	i	a	q	a	q	s	u	v	q	k	g



qupanuaq

nanuq

amaruq

aqiggiq

aiviq


tuktu

tiriganiaq

avinngaq

qilalugaq

ukaliq



ᐱᓕᓕᐱᓐᓂᐱᓐ, ᐱᐱᓐᓂᐱᓐ!
Trace It, Write It!

Nijjausjarniaq quvianaqtuq.

Mumirluni iqailisarnaqtuq.

Pinnquarluni quvianaqtuq.

Ullalluni piujuq uummatimut.

ԱՐՈՂԵԿՆԵ Activities



ᐱᓕᓂᐱᓐᓴᓐ 1: ᐱᓐᓴᓐᓴᓐ

Activity 1: Anijaarniq



What you will need

- No materials needed, just yourself and a view of the outdoors!

What to do

1. When your child wakes up, ask them to look out a window or the front door.
2. Have them predict what the weather will be like that day.
3. If you can, take a morning walk. Ask your child to notice and describe signs of the season.



ᐱᓕᓂᐱᓐᓴᓐ 3: ᐅᓂᓐᓕᐅᓐᓴᓐ

Activity 3: Creating Stories



What you will need

- Pictures (from a magazine, family photos, books, or the internet)
- Paper
- Pencils

How to play

1. Ask your child to choose a picture.
2. Have your child tell a story based on the picture. Then help them write the story.

Write your child's story in the way that suits them best!

- Write down a few key words or letters.
- Ask them to share their story out loud for you to write down. You can spell and sound out the story together.
- Write words or sentences that describe their picture and story on their own.

ᐊᑕᑎᑦᑕᑦᑎᑦ ᐅᑦᑎᑦᑎᑦᑎᑦ ᐊᐱᑦᑎᑦ ᐃᑕᑦᑎᑦ Predicting the Tale Sample Questions

ᑦᑎᑎᑦᑎᑦᑎᑦ ᐅᑦᑎᑦᑎᑦᑎᑦ ᑕᑎᑎᑦ?
Qanuittuqarnialiriva taima?
What will happen next?

ᑦᑎᑎᑦᑎᑦ ᐅᑦᑎᑦᑎᑦᑎᑦ ᐊᑕᑎᑦᑎᑦᑎᑦ ᐊᑕᑎᑦᑎᑦᑎᑦᑎᑦ?
Qanuq unikkausiujuup akailliurut aniguqtinniaqpaad?
How will the character solve this problem?

ᑦᑎᑎᑦᑎᑦ ᐅᑦᑎᑦᑎᑦᑎᑦ ᐅᑦᑎᑦᑎᑦᑎᑦᑎᑦ?
Qanuq uqarnialiriva unikkausiujuq?
What will this character say next?

ᐅᑦᑎᑦᑎᑦᑎᑦᑎᑦ ᑦᑎᑎᑦᑎᑦ ᐃᑕᑎᑦᑎᑦᑎᑦ?
ᑦᑎᑎᑦᑎᑦᑎᑦ ᐊᑕᑎᑦᑎᑦᑎᑦᑎᑦ?
Unikkausiujuq qanuq ikpigusukpa? Qanuiliurniaqpallailiriva?
What is this character feeling? What might they do?

ᑦᑎᑎᑦᑎᑦ ᐊᑕᑎᑦᑎᑦᑎᑦ ᐊᑕᑎᑦᑎᑦᑎᑦ ᐊᑕᑎᑦᑎᑦᑎᑦ?
Qanuq aniguqtinniaqpallaivaa akailliuruti?
How could this problem be solved?

ግንባታ ለግንባታ ግንባታ

Sound Match

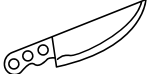
 **q u a**
_qummiagaq

 **q t s**
_urusiq

 **u n t**
_unakkuuruti

 **s i m**
_ksivautaq

 **m p i**
_isuuti

 **a s u**
_avik

 **a q u**
_qsaq

 **u t q**
_lu

 **s i q**
_immiq

 **i m n**
_asaq

 **q t m**
_aqsaq

 **n i t**
_ulugaq


 **t n a**
_itirauti

 **a u s**
_miaq

 **u a n**
_qalimaagaq

 **m q t**
_iqquti

 **u t m**
_iqqialik

 **t i n**
_ji

 **q s n**
_ammak

 **m s u**
_iqiniq

ᐱᓕᓂᐱᓐᓴᓐᓴᓐ 6: ᐅᓐᓴᓐᓴᓐᓴᓐᓴᓐ

Activity 6: Making Words



What you will need

- "Making Words" page
- Pencil

What to do

1. Draw a line from the syllabic(s) or letter(s) in column 1 to the syllabic(s) or letter(s) in column 2 to make words.
2. Write the word on the line.



ᐃᑦᑲᐃᑦᑲᑦᑲᑦ Making Words

Draw a line from the letter(s) in column 1 to the letter(s) in column 2 to make words.
Then write the word on the line.

1. Column 1 **Column 2**

na	miq	_____
Aa	saq	_____
Tu	piq	_____
Aq	pu	_____
l	nuq	nanuq

2. Column 1 **Column 2**

Tuk	saq	_____
l	miq	_____
Qim	qiq	_____
Na	tu	_____
Taq	ji	_____

3. Column 1 **Column 2**

Piq	sik	_____
l	siq	_____
U	na	_____
Nu	naaq	_____
Qi	nuk	_____

ገጽ 7: ልረጎር ልብናጽጋር Activity 7: Family Voices



What you will need

- Paper, cardboard, or a whiteboard
- Pencils, markers, or crayons
- Sample questions (on the following page)

What to do

1. Write a question on paper, cardboard, or a whiteboard.
2. Put the question where family members can see it.
3. Ask everyone to write their answers and review them as a family at the end of the day or week. Then choose a different question for the following week.
4. If they can, have your child help write and come up with questions!

ᐃᑕᑦᑕᑦ ᑖᐱᑦᑕᑦᑕ ᐃᐱᑦᑕᑦᑕ ᐃᑕᑦᑕᑦ

Family Voices Sample Questions

ᑕᑦᑕᑦᑕ ᑦᑕᑕᑦᑕᑦᑕᑦᑕᑦᑕᑦᑕ ᑕᑦᑕᑦᑕ ᑦᑕᑕᑦᑕᑦᑕᑦᑕᑦᑕᑦᑕ?

Naliak quviagilaarilauqpiuk naliaglu quviaginngilaarillugu?

What was your peak (favourite part)
and pit (least favourite part) of the day?

ᐱᑕᑦᑕᑦᑕᑦᑕ ᑕᑦᑕᑦᑕᑦᑕ ᑦᑕᑕᑦᑕᑦᑕᑦᑕᑦᑕ ᐱᑕᑦᑕᑦᑕᑦᑕᑦᑕᑦᑕᑦᑕᑦᑕ?

Pinasuarusiup nunnguani qanuq
quvianaqtumi pilirjunnalaaqquuqpita?

What is something fun we can do this weekend?

ᑕᑦᑕᑦᑕ ᑦᑕᑕᑦᑕᑦᑕᑦᑕᑦᑕᑦᑕ?

Kisumik qujalijjutiqaqpit?

What are you thankful for?

ᑕᑦᑕᑦᑕ ᑕᑦᑕᑦᑕ ᐃᑕᑦᑕᑦᑕᑦᑕᑦᑕᑦᑕ?

Ullumi kinamik ikajuqqauvit?


Who did you help today?

ᑕᑦᑕᑦᑕᑦᑕ ᑕᑦᑕᑦᑕ ᑕᑦᑕᑦᑕᑦᑕᑦᑕᑦᑕᑦᑕ?

Unnuaq kisumik sinnattuumalauqpit?

What did you dream about last night?

ፍገፍገፍ ለሮሲዲብ ፍገፍገፍ! Create a Comic!




ᑖᑲᑭᐃᑦᑖᑲᐱᑦ?

How Is It Going?

Learning to read takes time, and regular check-ins help you see your child's progress. Try these simple activities and celebrate each new skill your child develops.

The most important check-in is seeing your child use their new language skills naturally in their daily life. For example, noticing words in books, trying to write syllabics or letters, or pointing out words in your community are all helpful activities.



ᐱᓕᓂᓴᓂᓕ ᐅᓴᓂᓕᐅᓂᓴᓂᓕᐅᓕ ᓴᓂᓴᓂᓕᐅᓴᓂᓕᐅᓕ Apps

Download these free apps to help your family learn Inuktitut on your smartphone or tablet! To download, search each app by name in Google Play or the App Store.



Inuktitut Translator

Translate words in English and Inuktitut with this helpful tool.



Inuktitut Vocabulary Exam

Practise Inuktitut words in 40 different categories, such as family, holidays, and weather, with this English-language quiz app.



Inuktitut Keyboard

Add the syllabary to your phone with this keyboard app, making it possible to type messages and notes in Inuktitut.



Isumajunnattiarniq

Access mindfulness tools, including guided meditations and traditional stories narrated by Elders.



Tukisiutik

Learn body parts and health-related vocabulary with this app developed in partnership with Health Canada.



Uqalimaarluk

Enjoy a collection of Inuktitut children's books with audio narration, bringing stories to life through animation and sound.

Nunavut Bilingual Education Society (NBES)

2434 Paurngaq Cres.

Iqaluit, Nunavut, Canada

admin@nbcs.ca

202

